



Making a MN tax payment online at <http://www.taxes.state.mn.us>

MINNESOTA • REVENUE ■

1. Double click 

2. On the right side under **e-Services for Businesses**,
click- Login to E-file Minnesota

3. Enter your company's Minnesota tax ID # - click 

4. Enter password- (The 1st 5 numbers after the hyphen of your federal EIN #) - click 

5. Select File a return for Choose - Sales and Use tax

6. Click 

7. Choose to File a return for

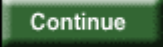
8. Click 

9.

Gross receipts	\$ <input type="text" value="YOUR GROSS RECEIPTS FOR 2008"/> .00	All businesses need a number on this line. This is the gross income (deposits) for your business.
	Taxable	Tax
Use-tax purchases	\$ <input type="text"/> .00	6.875% \$ <input type="text" value="This will automatically be calculated for you"/>
Variable-rate purchases	\$ <input type="text"/> .00	Varies \$ <input type="text" value="This will automatically be calculated for you"/>
General rate sales	\$ <input type="text"/> .00	6.875% \$ <input type="text" value="This will automatically be calculated for you"/>

10. Click 

11. Click 

11. It will allow you to confirm your input, and then click 

IMPORTANT: Print out confirmation page and keep for your records

If you have any questions, please call the
Minnesota Department of Revenue at (651) 296-6181