




Making a MN tax payment online:

MINNESOTA • REVENUE ■

1. Go to <http://www.taxes.state.mn.us>
2. On the right side under **e-Services for Businesses**, click- *Login to E-file Minnesota*
3. Enter your company's Minnesota tax ID # - click 
4. Enter password- (The 1st 5 numbers after the hyphen of your federal EIN #) - click 
5. Select File a return for Choose – *Sales and Use tax*

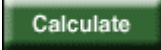
6. Click 

7. Choose to  File a return for


8. Click 

9.

Gross receipts	\$	<input type="text" value="YOUR GROSS RECEIPTS FOR 2010"/>	.00	All businesses need a number on this line. This is the gross income (deposits) for your business.
		Taxable		Tax
Use-tax purchases	\$	<input type="text"/>	.00	6.875%\$ <input type="text" value="This will automatically be calculated for you"/>
Variable-rate purchases	\$	<input type="text"/>	.00	Varies \$ <input type="text" value="This will automatically be calculated for you"/>

10. Click 

11. Click 

11. It will allow you to confirm your input, and then click 

IMPORTANT: Print out confirmation page and keep for your records

If you have any questions, please call the

Minnesota Department of Revenue at (651) 296-6181